



USRPN320™

Simplyfing SDR Deployment

USRP N320

Product Overview

The USRP N320 is a networked software defined radio that provides reliability and fault-tolerance for deployment in large scale and distributed wireless systems. This is a high performance SDR that uses a unique RF design by Ettus Research to provide 2 RX and 2 TX channels in a half-wide RU form factor. Each channel provides up to 200 MHz of instantaneous bandwidth, and covers an extended frequency range from 3 MHz to 6 GHz. The baseband processor uses the Xilinx Zynq-7100 SoC to deliver a large user programmable FPGA for real-time, low latency processing and a dual-core ARM CPU for stand-alone operation. Support for 1 GbE, 10 GbE, and Aurora interfaces over two SFP+ ports and a QSFP+ port enables high throughput IQ streaming to a host PC or FPGA coprocessor. A flexible synchronization architecture with support for 10 MHz clock reference, PPS time reference, external TX and RX LO input, and GPSDO enables implementation of phase coherent MIMO testbeds. The USRP N320 leverages recent software developments in UHD to simplify control and management of multiple devices over the network with the unique capability to remotely administrate tasks such as debugging, updating software, rebooting, resetting to factory state, and monitoring system health.

Applications

Phase Coherent Wireless Testbeds

The ability to import both TX and RX LOs for any supported frequency provides a path to building large, phase coherent MIMO testbeds for a variety of advanced wireless research topics.

Wideband Spectrum Monitoring

With the ability to receive 400 MHz of spectrum simultaneously and frequency coverage from 3 MHz to 6 GHz, the N320 is well suited for spectrum monitoring applications, including those that require coverage of HF bands.



Features

RF Capabilities

- 2 TX, 2 RX
- Sub-octave filter banks
- 3 MHz to 6 GHz
- Up to 200 MHz Bandwidth per channel

Baseband Processing

- Xilinx Zynq 7100
 - Dual-core ARM A9 866 MHz w/ 1 GB DDR3 RAM

Software

- [UHD version 3.14.0.0 or later](#)
- [RFNoC](#)
- [GNU Radio](#)
- C/C++
- Python

Synchronization

- 10 MHz clk ref & PPS time ref
- Trig/PPS out
- GPSDO included
- White Rabbit support
- Ext. TX, RX LO input

Peripherals

- 2 SFP+ (1/10 GbE, Aurora)
- 1 QSFP+ (10 GbE, Aurora)
- RJ45 (1 GbE)
- GPIO
- 1 Type A USB Host
- 1 microUSB (serial console, JTAG)

Power

- 12 V, 7 A DC

Form Factor

- half-wide RU (357.1 x 211.1 x 43.7 mm)
- 3.13 kg

Specifications¹

Specification	Typical	Unit
Receiver		
Number of Channels	2	–
Gain Range ²	-16 – 34	dB
Gain Step	1	dB
Max Input Power	-15	dBm
Filter Banks	450 – 760	MHz
	760 – 110	MHz
	1100 – 1410	MHz
	1410 – 2050	MHz
	2050 – 3000	MHz
	3000 – 4500	MHz
	4500 – 6000	MHz
External LO Frequency Range	450 – 6000	MHz
Tuning Time	245	us
TX/RX Switching Time	750	us
Transmitter		
Number of Channels	2	–
Gain Range ²	-30 – 25	dB
Gain Step	1	dB
Filter Banks	450 – 650	MHz
	650 – 1000	MHz
	1000 – 1350	MHz
	1350 – 1900	MHz
	1900 – 3000	MHz
	3000 – 4100	MHz
	4100 – 6000	MHz
External LO Frequency Range	450 – 6000	MHz
Tuning Time	245	us
TX/RX Switching Time	750	us

Specification	Typical	Unit
Conversion and Clock Performance		
Master Clock Rates	200, 245.76, 250	MS/s
ADC Resolution	14	bits
DAC Resolution	16	bits
GPSDO Frequency Stability Unlocked ³	0.1	ppm
GPSDO PPS Accuracy to UTC ³	< 8	ns
GPSDO Holdover Stability ³	< +/- 50	us
	3	hours
	25	°C
Power		
DC Input	12, 7	V, A
Power Consumption	60 – 75	W
Physical		
Dimensions	357 x 211 x 43.7	mm
Weight	3.13	kg
Environmental		
Operating Temperature Range	0 – 50	°C
Storage Temperature Range	-40 – 70	°C
Operating Shock (Tested in accordance with IEC 60068-2-27. Meets MIL-PRF-28800F Class 2 limits.)	30	g peak
	11	ms pulse
Operating Random Vibration (Tested in accordance with IEC 60068-2-64.)	5 – 500	Hz
	0.3	g rms
Non-Operating Random Vibration (Tested in accordance with IEC 60068-2-64. Nonoperating test profile exceeds the requirements of MIL-PRF-28800F, Class 3.)	5 – 500	Hz
	2.4	g rms

¹ All specifications are subject to change without notice. This equipment information is only for product description and is not covered by warranty. Characteristic specifications are unwarranted values that are representative of an average unit operating at room temperature.

² RX and TX path gain does not correlate to UHD gain settings. The received signal amplitude and output power resulting from the gain setting varies over the frequency band and among devices.

³ Clock specifications are based on information from the oscillator vendor and are not measured. Visit the [USRP N320 hardware resources page](#)

Specifications¹


RX Noise Figure ⁴		
Frequency (MHz)	TX/RX port (dB)	RX2 port (dB)
< 800	11.0	10.0
800 – 1800	6.5	5.5
1800 – 2800	7.0	6.0
2800 – 3800	7.5	6.5
3800 – 5000	8.5	7.5
5000 – 6000	11.0	10.0

Frequency (MHz)	Input Third-Order Intercept (IIP3) (dBm)
450 – 1000	> 13
1000 – 4500	> 17
4.5 – 6	> 16

Frequency (MHz)	Maximum Output Power ⁵ (dBm)
3 – 450	10
450 – 1000	20
1000 – 4250	18
4250 – 6000	15

Frequency (MHz)	Output Third-Order Intercept (OIP3) (dBm)
3 – 450	> 15
450 – 1600	> 28
1600 – 5800	> 25
5800 – 6000	> 23

TX RX Phase Noise (dBc/Hz)				
Frequency Offset	1.0 GHz	2.0 GHz	3.0 GHz	5.5 GHz
10 kHz	-117	-110	-108	-103
100 kHz	-117	-110	-108	-104
1 MHz	-145	-137	-135	-130



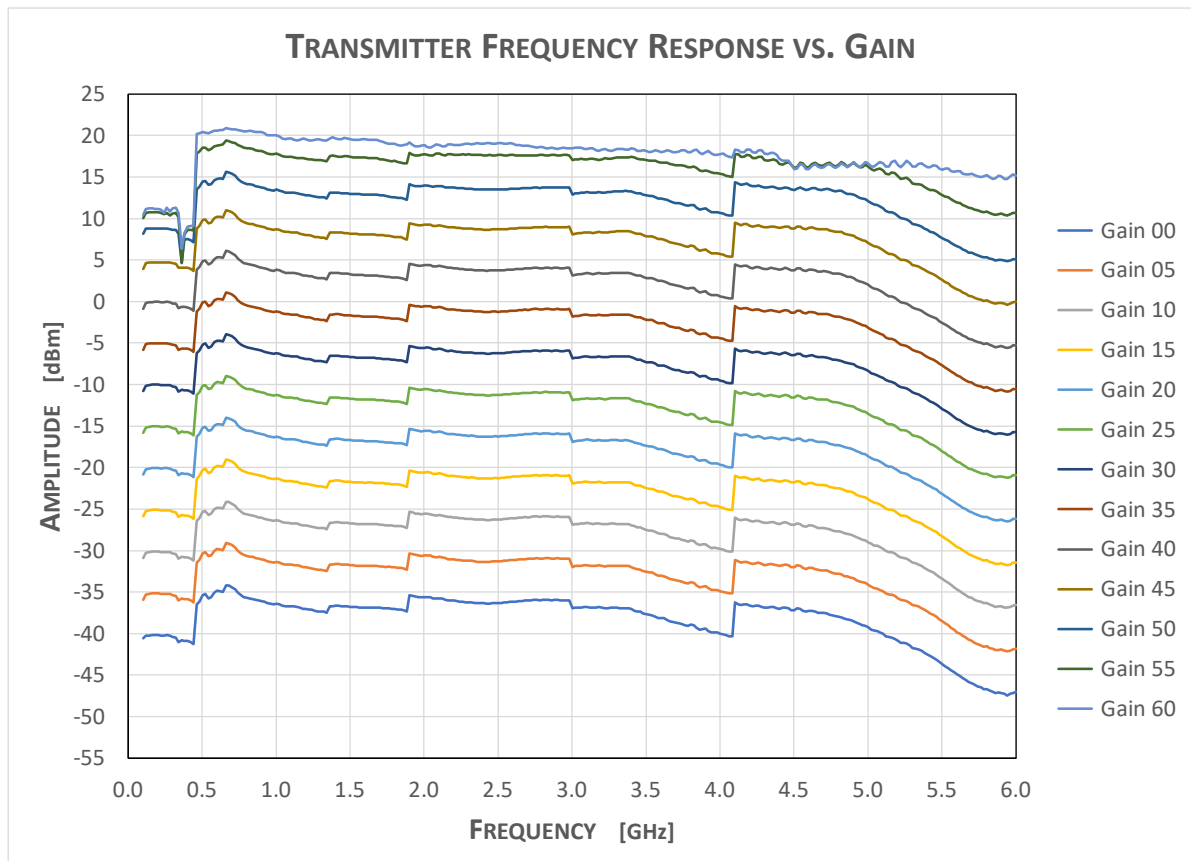
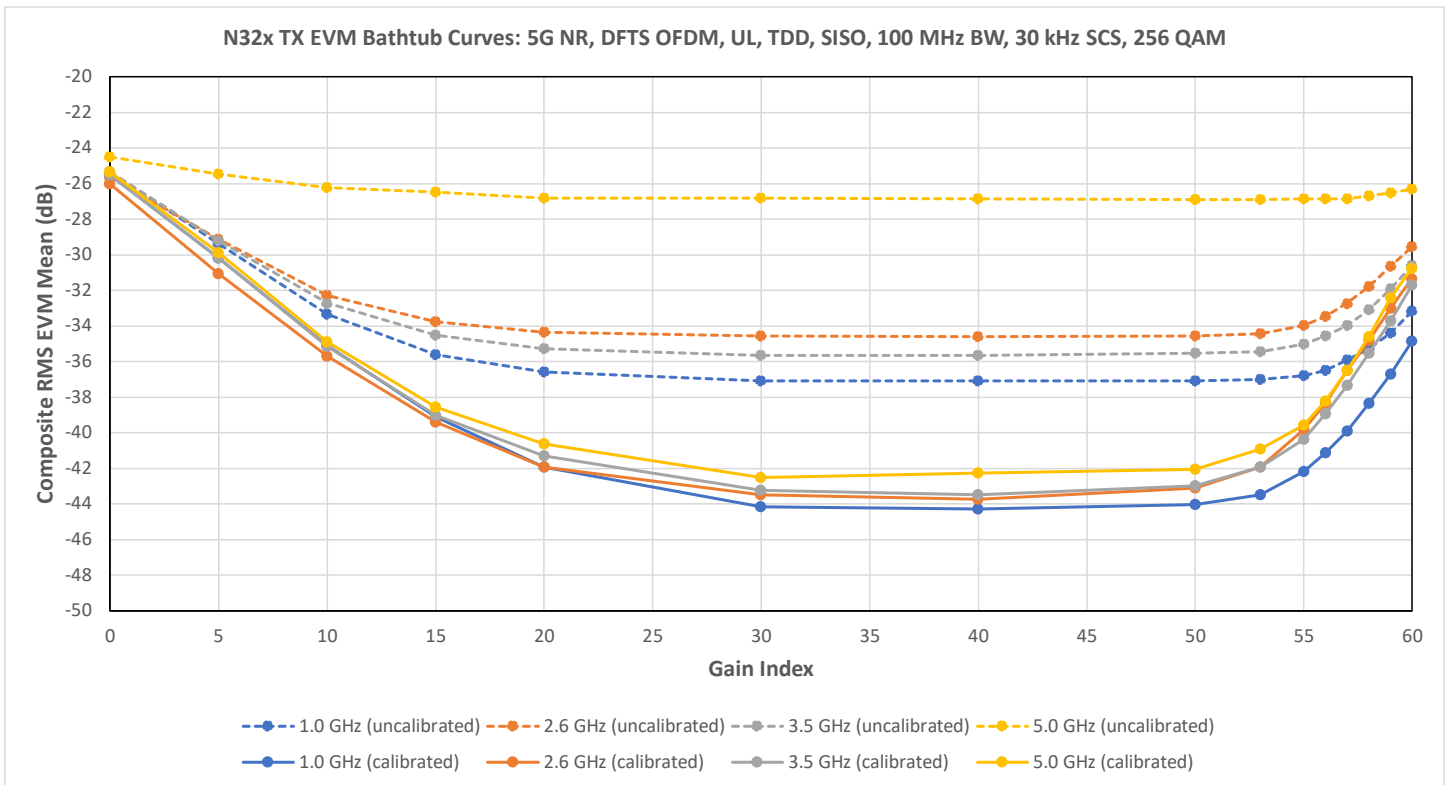
⁴ Noise figure is measured at maximum gate state on the receive signal path.
⁵ Maximum output power is achieved when all transmit amplifiers are enabled.

About Ettus Research

Ettus Research™, a National Instruments (NI) brand since 2010, is the world's leading supplier of software defined radio platforms, including the Universal Software Radio Peripheral (USRP™) family of products. By supporting a wide variety of development environments on an expansive portfolio of high-performance RF hardware, the USRP platform is the SDR platform of choice for thousands of engineers, scientists and students worldwide for algorithm development, exploration, prototyping and developing next-generation wireless technologies across a wide variety of applications.

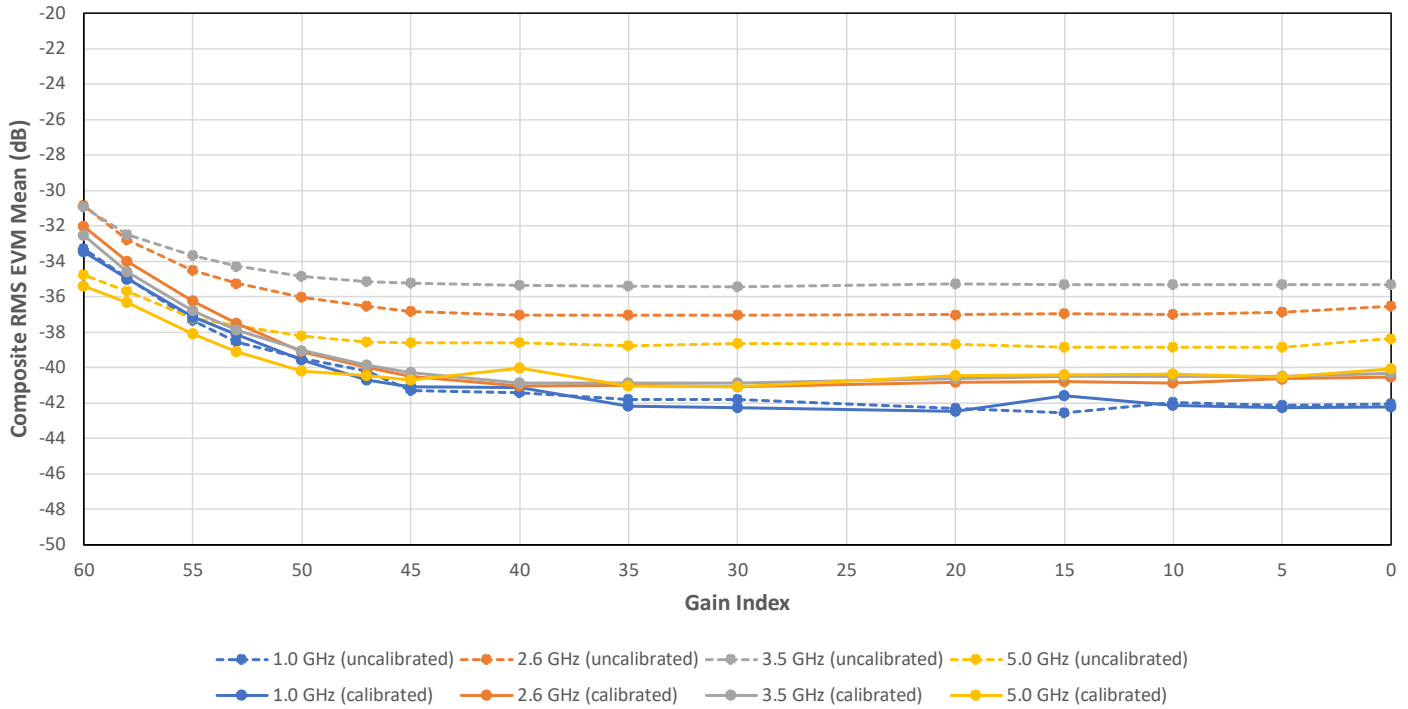


TX Measurements¹



RX Measurements¹

N32x RX EVM Bathtub Curves: 5G NR, DFTS OFDM, UL, TDD, SISO, 100 MHz BW, 30 kHz SCS, 256 QAM



RECEIVER FREQUENCY RESPONSE VS. GAIN

